

EXPERIENCE NEW COMFORT

Automated solutions for cardiovascular
and pulmonary diagnostics!





BTL CARDIOPPOINT

RESTING ECG

HOLTER ECG

STRESS TEST

CARDIOPULMONARY EXERCISE TEST

AMBULATORY BLOOD PRESSURE MEASUREMENT

SPIROMETRY

4



8



16



20



24




28



30





INCREASE COMFORT IN YOUR MEDICAL OFFICE

Working in a medical office requires careful focus on every single patient. BTL CardioPoint **saves a lot of time and provides convenience and confidence at every moment.**



BEFORE

There is a different system for every single cardiovascular examination.

Physician loses time recording and downloading the examination.

Physician reviews the patient's examination history in the patient's paper records.

Comparison of ECG examinations requires finding old paper reports. Thermal paper even loses visibility of printed data after 3 years.

There is limited ability to determine the presence of pathology.



AFTER

BTL CardioPoint covers all cardiovascular examinations in one software solution.

Nurse records and downloads the examination and the physician has it ready for evaluation.

Physician automatically views all the examinations on the computer.

Physician reviews the patient's history electronically and also electronically compares ECG signals.

BTL CardioPoint provides instant warnings and possibility to double check the presence of pathology.



THE MOST COMFORTABLE DIAGNOSTIC SYSTEM



Increase comfort



Saves time



Expert's consultation

BTL CardioPoint

Everyday convenient at work

The most advanced user environment and special diagnostic tools provide the greatest convenience in everyday use.

Effective cooperation

Do you work with a nurse? Enable doctor-nurse workflow, share the examination between rooms in the medical office and work exceptionally efficiently online.

Expert's consultation

Use the NETconsult feature to conduct consultations with experts outside your office.

All-in-one diagnostics

Use just one system for all cardiovascular and other diagnoses. BTL CardioPoint offers solutions for Resting ECG, Stress Test, Holter ECG, ABPM and Spirometry.



BTL CardioPoint

Leading competitors

Reliable examination results



Modern evaluation environment



Patient card common for multiple examinations



Easy data sharing between physician and nurse



Saves physician's time



Increases diagnostic confidence



Automated examination archiving



Export to physician information system (GDT, PDF)



DESIGNED FOR YOUR CARE

Innovative wireless solution or conservative approach? BTL's resting ECG family of products meets your every demand!



BTL 8 ECG



BTL 4 ECG



BTL Flexi ECG

MEET THE WORLD'S FASTEST ECG



Accelerates work



Artificial intelligence interpretation



Battery for >900 reports

BTL 8 ECG

Fast performance

Traditionally noise-free ECG signal, instant automated export of examination or ECG report printed within 10 seconds guaranteed fast performance in every moment.

Artificial intelligence inside

The BTL 8 ECG offers significant improvements in the accuracy of automatic interpretation. It is extended by artificial intelligence algorithms trained on tens of thousands examinations.

Exceptional capacity


The BTL 8 ECG offers both outstanding battery and memory capacity. It can print out over 900 reports per single charge and can store up to 3500 examinations.

Remote control

Electrode contact can be checked and a recording can be started remotely, so you can stand right next to the patient.



FIRST ECG WITH ARTIFICIAL INTELLIGENCE



Artificial intelligence interpretation



High-quality ECG signal



Effective workflow

BTL 4 ECG

Diagnosis supported with artificial intelligence

Learned on real data and combined with a mathematical calculation, BTL's artificial intelligence provides the most accurate interpretation to always support you with the correctly selected diagnosis.

Explore the best ECG signal

The use of BTL's unique auto-adaptive filters and modern technical solution makes the ECG signal stable and noise free with no distortion to the natural shape of the ECG waveform.

Easy electrode placement

The ECG electrode placement wizard guides every user in placing the electrodes. Optional vacuum electrodes significantly shorten attachment time.

Wireless connection

From instant thermal printouts to WiFi export, the BTL 4 ECG offers many communication options to optimize the clinical workflow for every medical office. Super high battery and memory capacity set no borders for intensive use.



THE SMALLEST & WIRELESS ECG



Pocket size dimensions



Completely digital solution



Easy to use

BTL Flexi ECG

Fits every solution

The smallest individually-working ECG on the market amazes you with high quality display, long battery life and extraordinary device durability. Use it with a computer or separately outside your office. The choice is yours!

One-click ECG solution

One click records your ECG study, archives it and prints out the report. You don't need to manually download ECG studies or connect to the printer. BTL Flexi ECG is already set and ready to go!

Digital report

Still printing on expensive thermal paper? BTL Flexi ECG offers a report in a digital way, that's easy to print out on your office's printer.

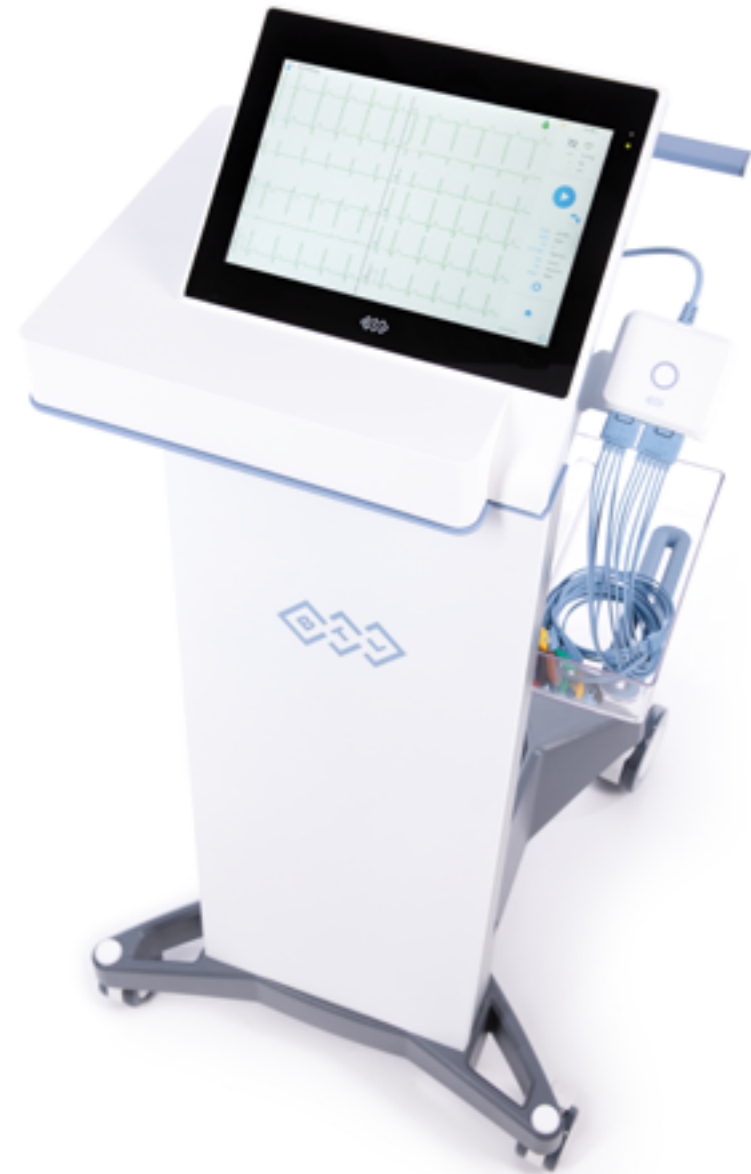
Wireless connection

The BTL Flexi recorder automatically connects to WiFi. It can also be connected to your office printer to automatically print out ECG reports.



FROM HIGH-TRAFFIC MEDICAL FACILITY...

...TO PAPERLESS MEDICAL OFFICE



BTL 8 Elite ECG

Optional trolley makes movement really comfortable while the barcode reader automatically identifies patients.



BTL 8 Pro



BTL 8 Smart



BTL 4 Elite ECG

Optional vacuum electrodes reduce hook-up time while keeping a high-quality ECG signal.



BTL Flexi ECG

Together with the Sudden Death Screening feature, it effectively examines for the risk of sudden cardiac death.

SUDDEN DEATH SCREENING



5 minutes evaluation time



98% sensitivity of automatic interpretation

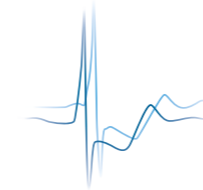


Seattle and International criteria compliance

Unique tool for the **prevention of sudden cardiac death**. This tool helps to instantly distinguish normal changes from pathological changes determine the risk of sudden cardiac death.

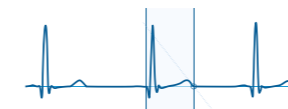
DIAGNOSTIC CONFIDENCE IN RESTING ECG

Proper patient diagnosis is the key to a successful patient treatment. Support your decisions with **automatic data processing** and evaluation functions integrated into a **user-friendly software** interface.



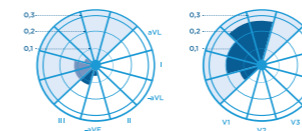
ECG comparison

Serial ECG comparison allows monitoring changes in ECG studies over time or in response to treatment.



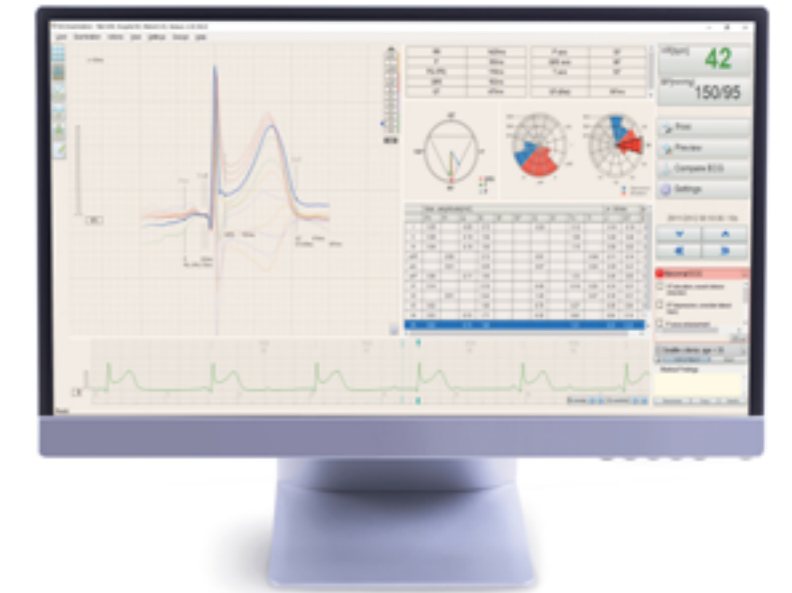
QT module

Higher accuracy in measuring the QT(c) interval enables a precise diagnosis of the potential risk of ventricular tachycardia.



ST maps

Common pathologies associated with the ST segment can be immediately recognized, even by less-skilled medical personnel.



MAXIMUM ACCURACY IN MINIMUM TIME

The Holter record evaluated in **minimum time** and with **maximum accuracy**? The BTL Holter has been specifically designed to save the physician's time.



High-quality
ECG signal



Instant
evaluation



Adult & pediatric
use

BTL Holter

Excellent signal quality

Supreme signal quality even under highly demanding conditions (e.g. tachycardia or rapid movements).

Abnormalities at first sight

BTL Holter offers a variety of modern tools displaying the complete record on a single screen and yet with maximum details.

Medical conclusion in two clicks

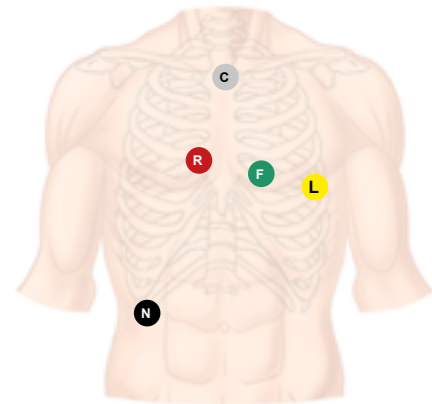
Don't waste your time typing. Rather select from a predefined template, the conclusion text will be automatically filled out with the correct values.

Pediatric use

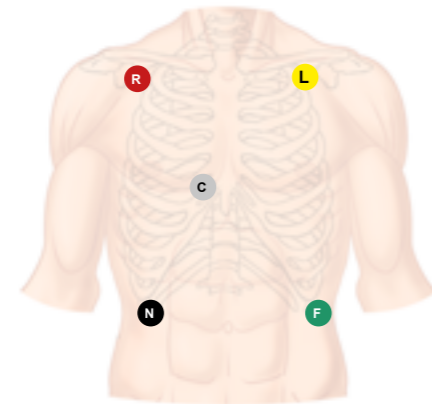
BTL Holter ECG has been certified for use even in children below 10 kg of weight.

CHOOSE WHAT FITS TO YOU

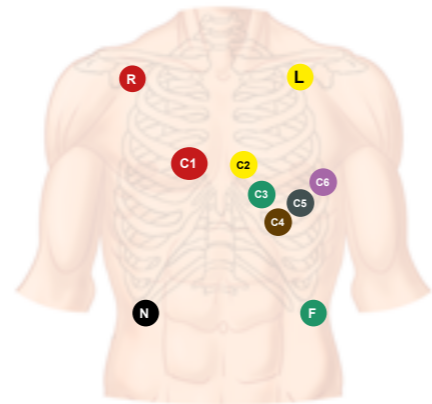
The **successful detection of rhythm disorders** depends on the length of monitoring and the selected number of leads. Choose the optimal solution for your patients.



3-channel recorder
It is the best for a rhythm assessment, because it provides high-amplitude ECG. Optimal for detecting common heart rate and conduction defects. It is also best for the patient's comfort.



7-channel recorder
This option provides even more information on the morphology of the ventricular complexes. The 7-channel system also brings improved definition of arrhythmias and determines their origin.



12-channel recorder
The most comprehensive system offers the same options as the 3- and 7-channel ones, but it also allows the analysis of arrhythmia and a simultaneous detailed analysis of the ST segment. The 12-channel solution can substitute for a stress test examination where the stress-test is contraindicated.

DIAGNOSTIC CONFIDENCE IN HOLTER ECG

During the evaluation, it is easy to overlook important pathology. Advanced evaluation tools **prevent** such **pathologies from being overlooked** and thus increase diagnostic confidence.



Atrial fibrillation detection
Our efforts to deliver the finest detection of atrial fibrillation possible resulted in 99.5% sensitivity, even in patients with a paroxysmal form of the disorder.




Poincaré graph
Visualizes all rhythm disorders from a complete record in a single graph and reveals their details with a single click.



Relief map
Allows immediate detection of all irregularities. It is possible to read information that cannot be easily read from the classic ECG signal display.



PSD Graph
The PSD (Power Spectral Density) graph brings Holter evaluation to an entirely new level. This tool visualizes the functioning of the patient's autonomic nervous systems and helps to recognize the corresponding diseases.



A NEW APPROACH TO STRESS TESTING



BTL's stress test provides all you need to safely and accurately perform the exercise. For a greater convenience, most of its functions have been automated. Discover how BTL's stress test **saves your time** and **increases your diagnostic confidence**.



BTL Flexi Stress Test



BTL Stress Test

WIRELESS & FLEXIBLE STRESS TEST



BTL Flexi Stress Test

Wireless for comfort

The wireless connection between the patient and workstation increases the convenience for the patient and operator. Together with automated reconnection, BTL Flexi Stress test makes everyday testing smooth and easy.

Test outside of the lab

As the BTL Flexi Stress increases mobility, it also gives you more possibilities in selecting the proper exercise, including climbing the stairs or running outdoors.

Easy operation

No complicated settings, downloading or connecting. Only one click is needed to let BTL Flexi Stress do its job.

Excellent signal quality

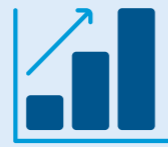
The wireless ECG placed directly on a patient significantly reduces motion artefacts in the ECG signal and consequently improves its clarity.



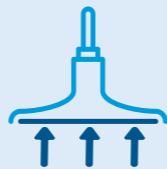
ADVANCED STRESS TEST



Diagnostic confidence



Predefined protocols



Optional vacuum electrodes



BTL Stress Test

Advanced diagnostic functions

Support diagnostic confidence by taking advantage of BTL cardiology software advanced evaluation features.

Easy operations

Predefined stress protocols plus an intuitive and user-friendly interface make performing stress tests easier.

Easy electrode placement

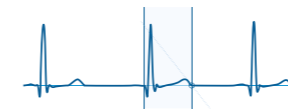
The vacuum electrode system minimizes electrode hookup and removal time for the patient.

Fits every practice

BTL Stress offers compatibility with ergometers, treadmills or other stress devices as well as measurement of SpO₂ or blood pressure.

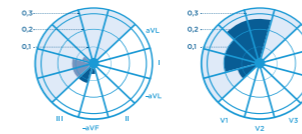
DIAGNOSTIC CONFIDENCE IN STRESS TEST

Focus on your patient and **let the software guide you** through the entire process of the test. BTL software has been developed based on the latest guidelines!



QT module

The QT module helps to evaluate the QT(c) interval to diagnose the possible risk of ventricular tachycardias that may result in sudden cardiac death.




ST maps

ST maps help to immediately recognize common pathologies associated with the ST segment. For example, they can be useful in validating ST segment depression.



Risk scoring

The Risk scoring tool uses the examination results to automatically predicts the risk of a patient's mortality and to define the risk of CAD (coronary arterial disease).



Sudden death screening

A unique tool for the prevention of sudden cardiac death, the leading cause of death in young athletes.



DESIGNED TO MAKE TESTING EASY

Whether evaluating training progress or diagnosing exercise intolerance, BTL's CPET system provides **accurate results** displayed in a **user-friendly software**.



OUR TECHNOLOGY, YOUR BENEFITS



BTL CPET

Exceptional measurement accuracy

Accurate CO₂ sensor zeroing, a flowmeter without any moving parts and the prevention of gas sample mixing all combine to ensure excellent measurement accuracy.

Simultaneously displayed data

Vertically positioned monitors allow simultaneous observation of the ECG with gas data and support touchscreen operation.

Ergonomic and comfortable

Straightforward calibration with wizard guidance, swivel arm and automated predefined CPET protocols are what make your daily routine comfortable and convenient.

Minimum flow resistance

The flowmeter does not contain any moving parts and causes only minimum resistance to the air flow. Given its low price, it can be used as a disposable item.




ONE DEVICE, VARIOUS APPLICATIONS

High measurement accuracy, advanced diagnostic features and exceptional comfort in operation allow BTL's CPET system to be used in **various medical facilities**.

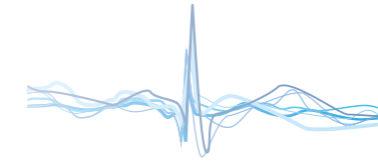
Applications

- Diagnosis of exercise intolerance
- Pre-operative and post-operative assessment
- Differential diagnostics of cardiovascular and respiratory diseases
- Evaluation of cardiopulmonary rehabilitation
- Evaluation of training progress in athletes
- Nutritional assessment
- Preventive examination in occupational medicine



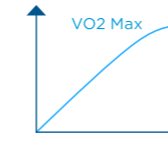
DIAGNOSTIC CONFIDENCE IN CPET

BTL's CPET system provides **advanced diagnostic tools** to keep diagnostic confidence at every moment.



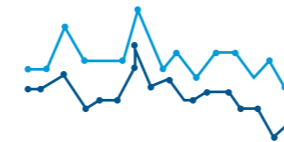
Sudden death screening

A unique tool for the prevention of sudden cardiac death, the leading cause of death in young athletes.



VO2 Max

VO2 max is one of the most important parameters of CPET measurement. BTL CPET provides accurate values to support proper evaluation.



Indirect calorimetry

Advise your client or instruct a patient on how to set an optimal diet. Indirect calorimetry measurement introduces CPET to even more applications.



EASY, FAST, ACCURATE BLOOD PRESSURE EVALUATION



Silent operation and a lightweight recorder make BTL ABPM a friendly device at every moment. Together with easy-to-use software, it is a professional ambulatory blood pressure monitoring system that fits every need.



BTL ABPM

Compact design

Very quiet operation, low weight and small size allow your patients to carry on with all their daily activities with almost no limitations.

Various examination length

Despite the typical length of measurement being 24 hours, BTL ABPM can measure up to 51 hours to assure that all the eventual pathology appears and that white-coat syndrome does not affect all the measurements.

Accurate results

BTL ABPM features unique stepwise deflation. This technology together with our algorithms guarantee reliable clinical outcomes, meeting the strict requirements of the BHS, AAMI and IEC standards.


Automatic evaluation

Measured data are automatically evaluated according to the selected norm, taking the patient's age, gender and height into account.

PROFESSIONAL SOLUTIONS FOR SPIROMETRY



The combination of the BTL pneumotachograph and BTL cardiology software turns any computer into a **highly sophisticated spirometer**.



BTL SPIRO

Low running costs
BTL spirometry reduces the number of disposable items by using reusable sensors and mouthpieces.

Professional solution
BTL spirometry performs FVC, SVC and MVV tests designed in compliance with the ATS/ERS standards.

Automated evaluation
BTL spirometry offers the widest range of predictive norms. Selecting the desired predictive norm provides you with automatic interpretation from ATS, BTS, Enright and GOLD.

Wide-range of use
The BTL spirometer offers universal usage for all patients. The system instantly evaluates every patient according to age, gender, and ethnicity.

CHECK THE
TECHNICAL SPECIFICATIONS:



BTLNET.COM

WATCH OUR VIDEOS:



YOUTUBE



BTL: OVER 25 YEARS OF INNOVATION



More than 65 offices
around the globe



2,400 employees
worldwide

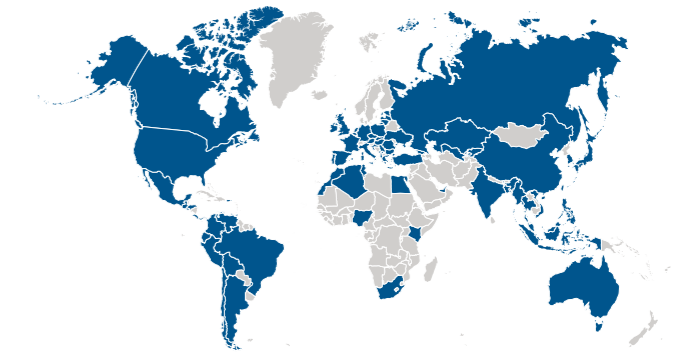
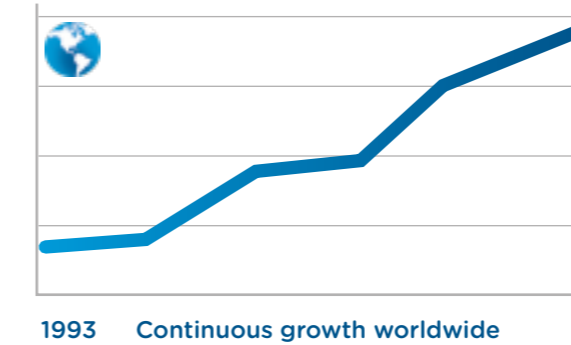


More than
370 engineers

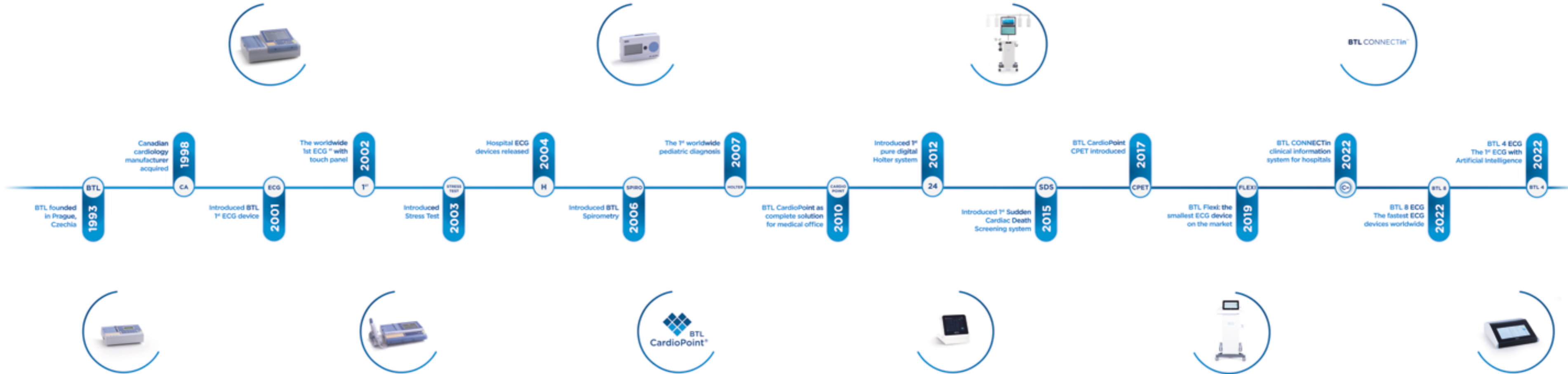


2 focused divisions:
medical and aesthetics

Growing to meet your needs



BTL CARDIOLOGY. OUR STORY.



©2022 BTL Group of Companies. All rights reserved. BTL® is registered trademark in the United States of America, the European Union and/or other countries. The products, the methods of manufacture or the use may be subject to one or more U.S. or foreign patents or pending applications.



