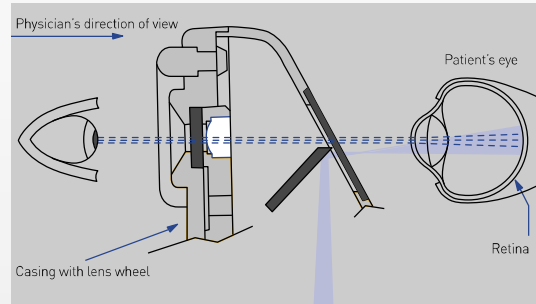




ri-scope® L OPHTHALMOSCOPES PRODUCT RANGE

Optical path

Corneal and iris reflexes are avoided by separation of the parallel observation and illumination beams (Gull strand's principle). The illuminated retinal area is fully visible – even with narrow pupils. Optimum conditions are achieved for ophthalmological examinations.



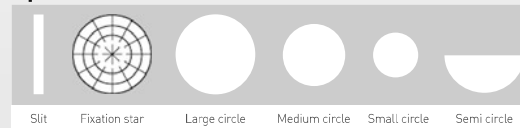
Dioptré disc

Corrective lenses L1/L2 Corrective lenses L3


D+ 1-10 | 12 | 15 | 20 | 40
D- 1-10 | 15 | 20 | 25 | 30 | 35

D+ 1- 45 in single steps
D- 1- 44 in single steps

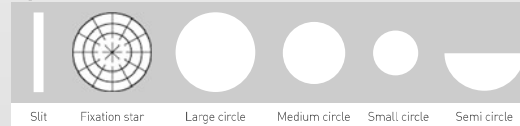
Apertures L1




Filters



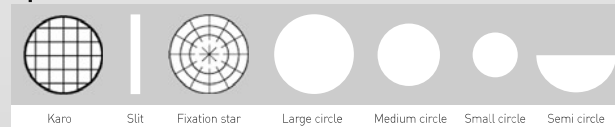
Apertures L2




Filters



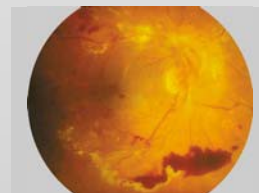
Apertures L3



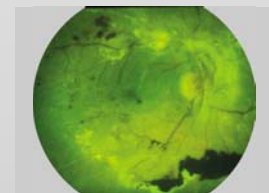
Filters



Healthy fundus



Pathological fundus



Fundus with red free filter

ri-scope® L OPHTHALMOSCOPES

Premium-Class Direct Ophthalmoscope with renowned high-performance optics and LED / Li-Ion technology.

ri-scope® L1

The inexpensive basic model with all the important basic functions.

without anti-theft device
XL 2.5 V **No. 10568**
XL 3.5 V **No. 10569**
LED 3.5 V **No. 10569-203**

- Dioptre wheel with 29 corrective lenses Plus 1-10, 12, 15, 20, 40
Minus 1-10, 15, 20, 25, 30, 35
- Easy-to-operate aperture hand-wheel with semi-circle, Small/medium/large circle fixation star, slit and red-free filter with contrast-enhancing effect.
- Includes filter wheel engageable for all apertures with symbol display, red-free filter.
- Optimized high-performance optics with aspherical condenser lens.
- Parallel beam path.
- Dust-proof.
- Large selection of power sources: handy and stable handles, practical chargers and well-conceived diagnostic stations.

with anti-theft device
XL 3.5 V **No. 10569-301**
LED 3.5 V **No. 10594-301**

ri-scope® L2

The enhanced basic model with separately engageable red-free, blue and polarization filters for each aperture.

without anti-theft device
XL 2.5 V **No. 10570**
XL 3.5 V **No. 10571**
LED 3.5 V **No. 10571-203**

- Dioptre wheel with 29 corrective lenses Plus 1-10, 12, 15, 20, 40
Minus 1-10, 15, 20, 25, 30, 35
- Easy-to-operate aperture hand-wheel with semi-circle, small/medium/large circle, fixation star, and slit.
- Includes filter wheel engageable for all apertures with symbol display, red-free filter, blue filter and polarization filter.
- Optimized high-performance optics with aspherical condenser lens.
- Parallel beam path.
- Dust-proof.
- Large selection of power sources: handy and stable handles, practical chargers and well-conceived diagnostic stations

with anti-theft device
XL 3.5 V **No. 10571-301**
LED 3.5 V **No. 10595-301**

ri-scope® L3

The maximized model with additional focussing device and 89 single-step dioptre values.

without anti-theft device
XL 2.5 V **No. 10572**
XL 3.5 V **No. 10573**
LED 3.5 V **No. 10573-203**

- Corrective lenses for 89 dioptre values Plus 1-45 in single steps, Minus 1-44 in single steps.
- Easy-to-operate aperture hand-wheel with semi-circle, small/medium/large circle, fixation star, slit and grid.
- Includes filter wheel engageable for all apertures with symbol display, red-free filter, blue filter and polarization filter.
- Focussing device with zero retention force for the quick correction of ametropias.
- Dust-proof.
- Large selection of power sources: handy and stable handles, practical chargers and well-conceived diagnostic stations.

with anti-theft device
XL 3.5 V **No. 10573-301**
LED 3.5 V **No. 10596-301**